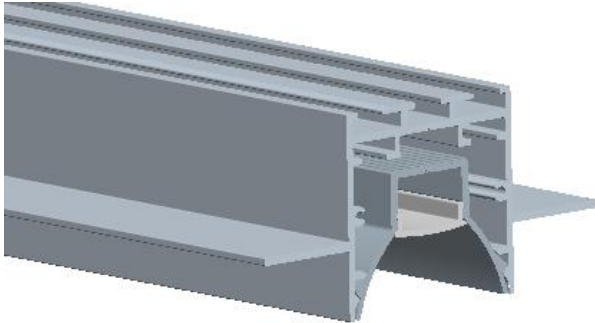
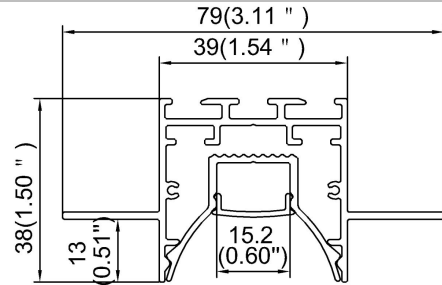


Model : ALP164




**Dimension**



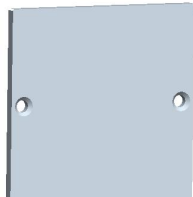
**Specification**

Aluminum Profile	6063-T5
Diffuser	PC diffused cover / PC black cover/ PC semi-clear cover /PC clear cover/PAAM frosted
Length	2000mm / 2500mm / 3000mm
Weight	1.116kg/m
Max LED Strip Width	12mm
Max Power	18W/m
Beam angle	90°
Finish	Silver / Black anodized , Powder coated white / black or other colors
Installation	Recessed


**Accessories**




End Cap With Hole(Metal)



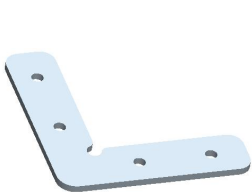
End Cap Without Hole(Metal)



LED Strip



180° Connector(Metal)



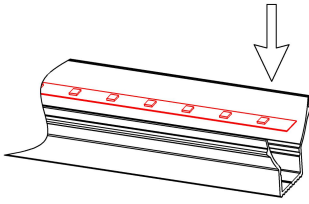
90° Connector(Metal)




90° Vertical Connector(Metal)

**Steps of Installation**


1. Stick the LED strip



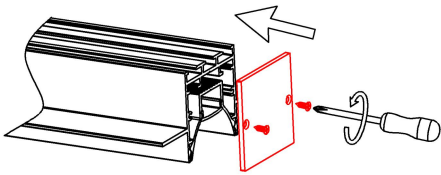
2. Press the diffused cover



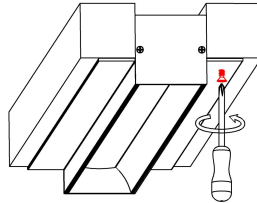
3. Click the profile B to profile A



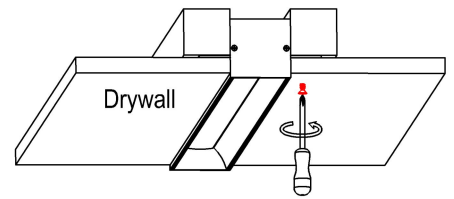
4. Lock the end caps



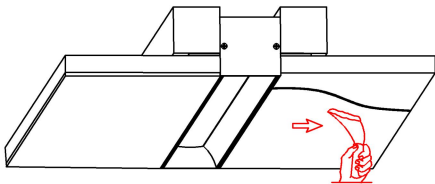
5. Fix the fixture to the ceiling



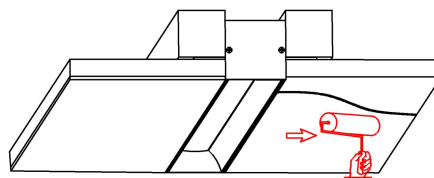
6. Fix the drywall on both sides of profile



7. Plaster on the fixture & drywall



8. Painting on the fixture & drywall



9. Installation completed

